



nEXUS
nexusnet.md

Household Survey:
Country Migration Profile

IASCI-CIVIS market research 2013
Raw Graph Data

::: not for publication or dissemination – internal use only :::

NEXUS Moldova este finanțat de UE,
implementat de un consorțiu condus
de IASCI și cofinanțat de SDC



Schweizerische Eidgenossenschaft
Confédération suisse
Confederazione Svizzera
Confederaziun svizra



NEXUS Moldova is EU-funded,
implemented by a consortium led by
IASCI, and co-financed by SDC

Swiss Agency for Development
and Cooperation SDC
Agenția Elvețiană pentru
Dezvoltare și Cooperare

Survey goals:

- **estimate precisely** the number of internal migrants, external migrant – seasonal and long-term, returned migrants and potential migrants
- **provide relevant data** to promote stability and sustainable economic development in Moldova facilitating management strategies of migration

Methodological background

Method: probabilistic large-scale nationally representative quantitative survey

Sample size: 20,850 households.

Survey technique: face-to-face interview at household level

Target group: Moldovan households in general

Survey tool: structured questionnaire with open-ended questions. Working language was Romanian and Russian. Primary questionnaire to identify migration profile at household level (primary source of migrants origin)

Sample design: stratified, multistage, probabilistic – settlements and households were selected based on a probabilistic scheme, each household having an initial known non-zero probability to be included in the sample. Research sample included 139 secondary sampling units with a number of “150” households visited (based on probabilistic selection) per sampling unit. In all 109 localities were included in the sample.

Reference population: totality of population and households existed in the surveyed country. The information for sample design is based on the most recent Census in Moldova dated 2004. No area of the population was excluded from the sample.

Sampling frame: the list of all localities at the first sampling stage, the list of all SSU in every locality selected at the first stage for the second stage, the list of all households within each SSU obtained in the listing.

Survey period: May – August 2013

Extrapolation and calibration principle: data were calibrated, weighted and extrapolated based on the official data about household numbers and structure from last available Census in 2004.

Data limitation: no direct effort was made to capture the migrant population outside our target groups, i.e. emigrants that have affectively not maintain their contacts with Moldova.

NOTE! Data presented are extrapolated to entire universe of Moldovan households and/or population

Disclaimer:

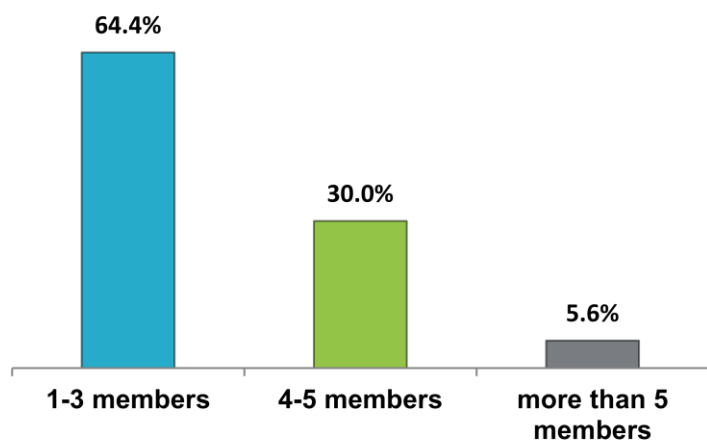
This extract does not reflect in any way the opinion of the European Union and SDC or the Nexus Moldova consortium partners not involved in carrying out the research.

For further information:

info@iasci.info
info@nexusnet.md
office@civis.md

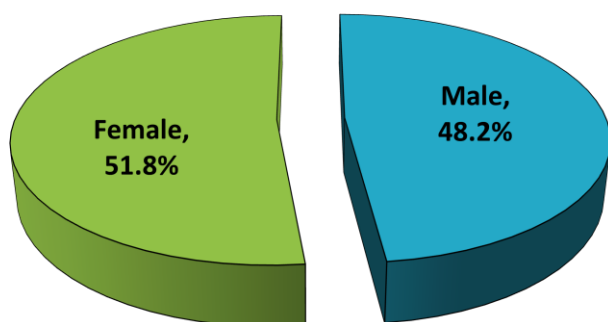
Q1. How many people - in migration and in Moldova - do you consider part of the household (HH) – 2,97 (average)

** 112132 HH*

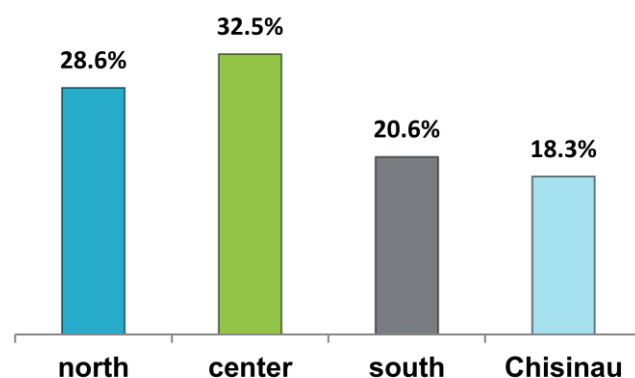


Q2. Sex

** 3326455 respondents which offered information*

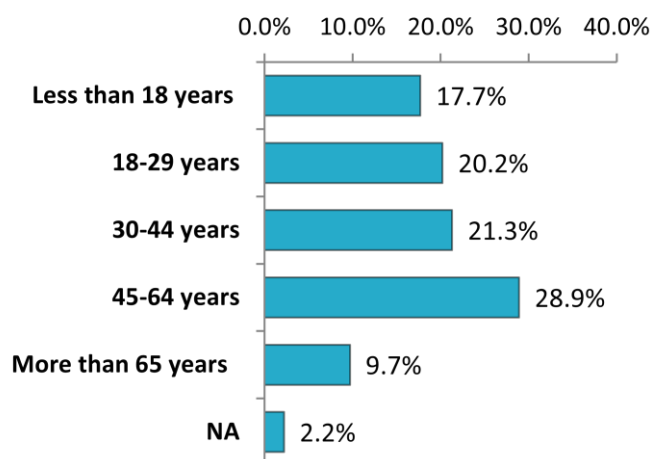


2.1. Region



Q3. Record exact age of HH members.

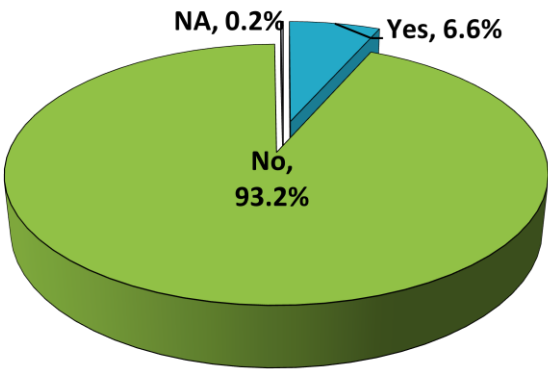
** 3323836 respondents, which offered information*



*** NOTE! Data presented are extrapolated to entire universe of Moldovan households and/or population**

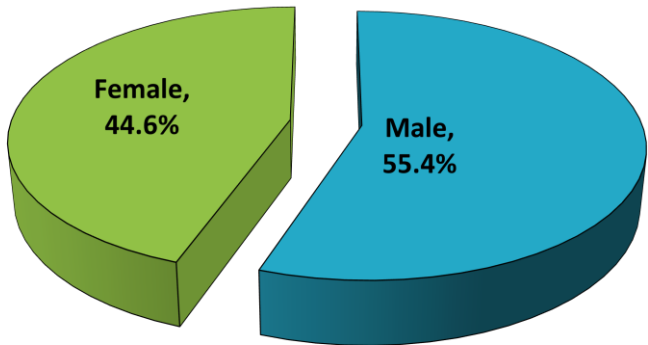
Q4. Note which person has worked in another place in Moldova in last 12 month.

** 3314192 respondents, which offered information*



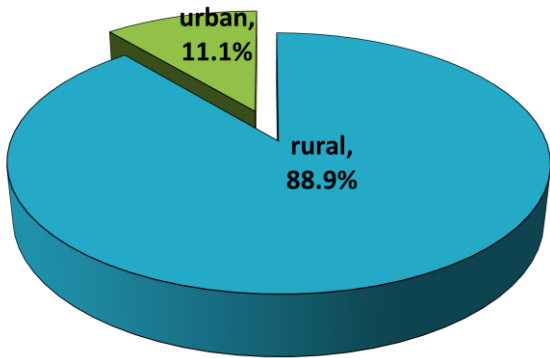
4.1. Sex

** 217339 respondents, which have worked in another place*



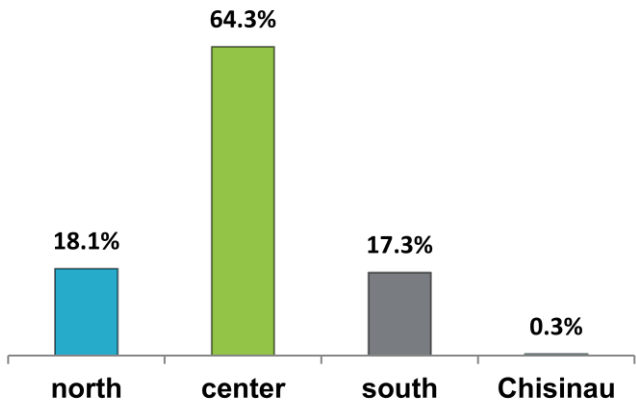
4.2. Residence

** 217339 respondents which have worked in another place*



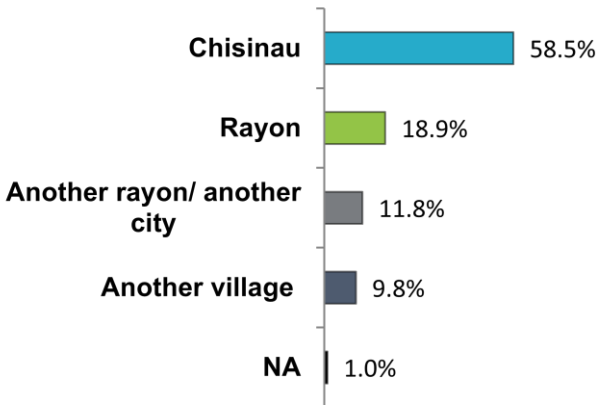
4.3. Region

** 217339 respondents which have worked in another place*



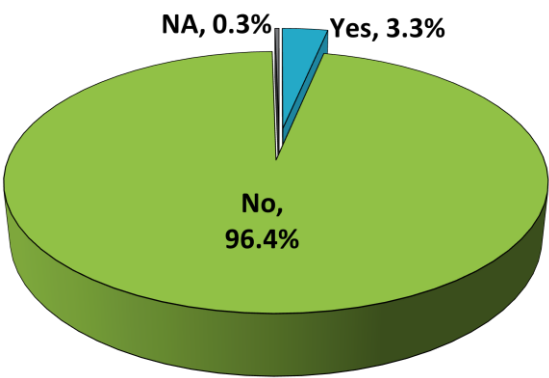
5. Where have they have worked?

** 217339 respondents which have worked in another place*



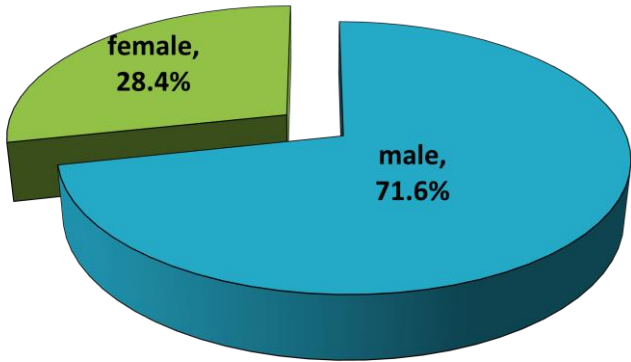
Q6. Which person has practiced seasonal work abroad in last 12 months?

*3314194 respondents which offered information



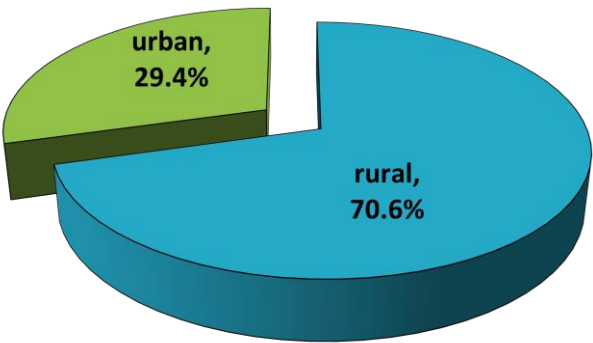
6.1. Sex

* 108960 respondents which have practiced seasonal work abroad in last 12 months



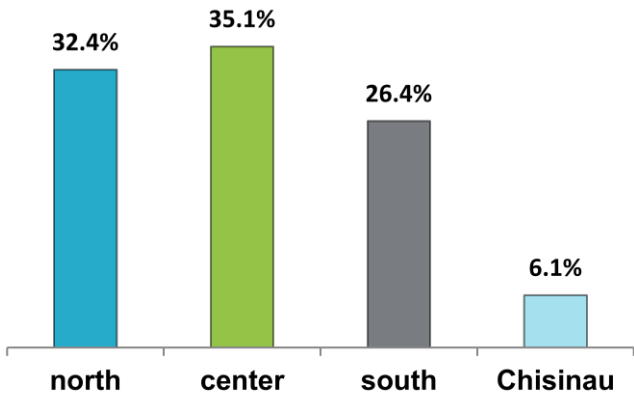
6.2. Residence

* 108960 respondents which have practiced seasonal work abroad in last 12 months



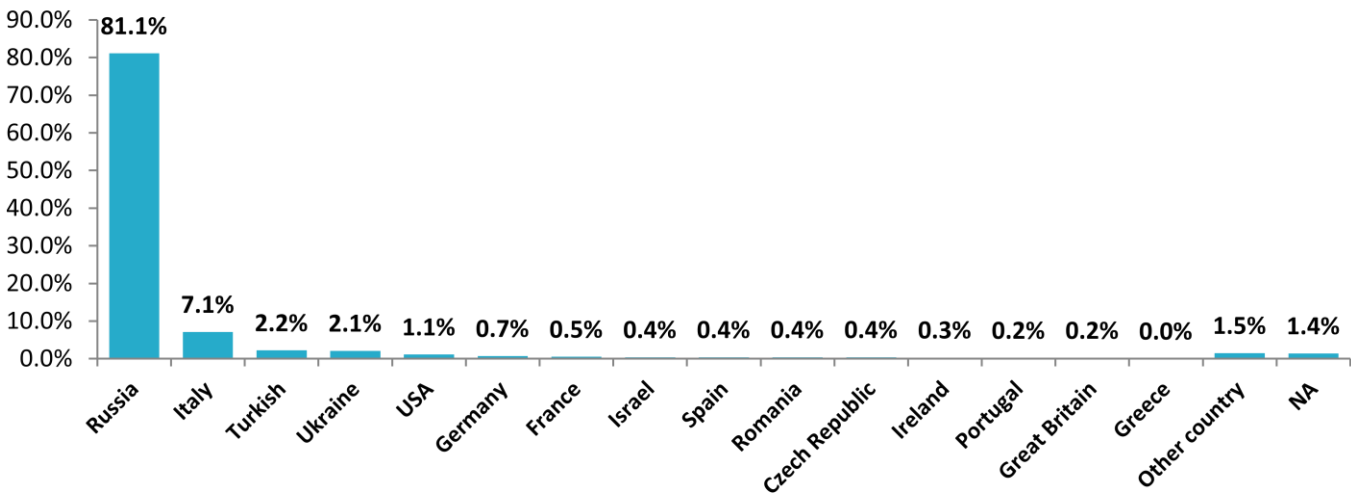
6.3. Region

* 108960 respondents which have practiced seasonal work abroad in last 12 months



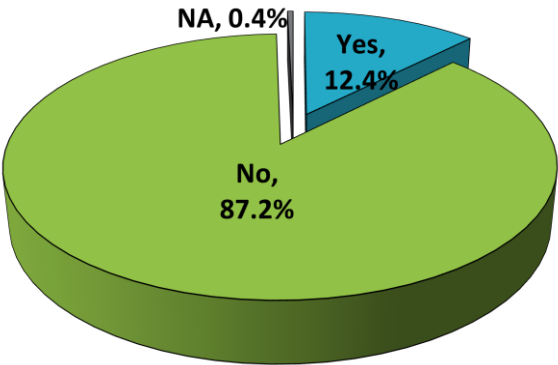
7. In which country have they worked?

* 108960 respondents which have practiced seasonal work abroad in last 12 months



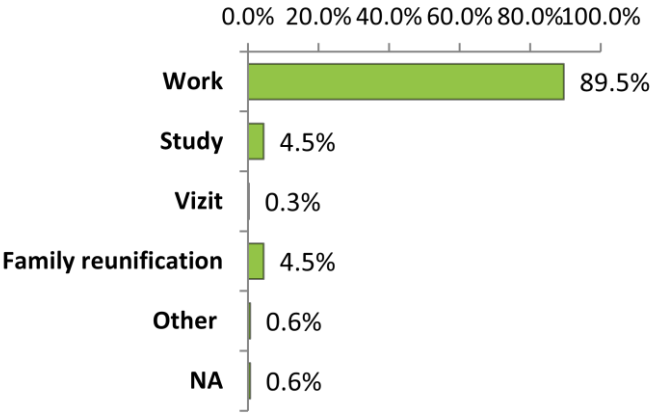
Q8. Note which person has been abroad more than 12 months in last year?

**3314195 respondents which offered information*



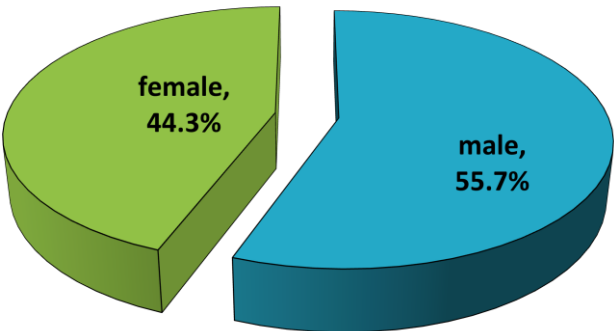
9. What was the purpose of their stay abroad?

**411566 respondents which offered information and are abroad*



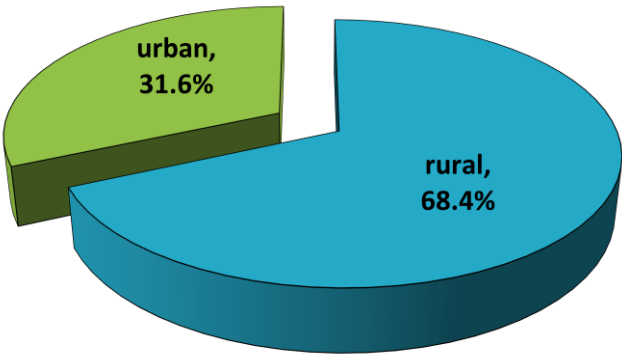
8.1.1 Sex

** 368157 respondents which have worked abroad more than 12 months in last year*



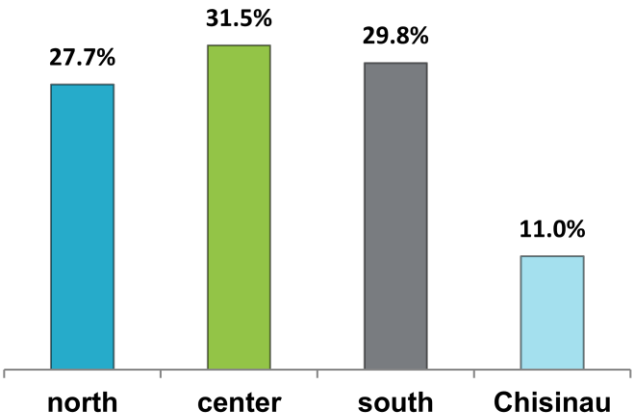
8.1. 2. Residence

** 368157 respondents which have worked abroad more than 12 months in last year*



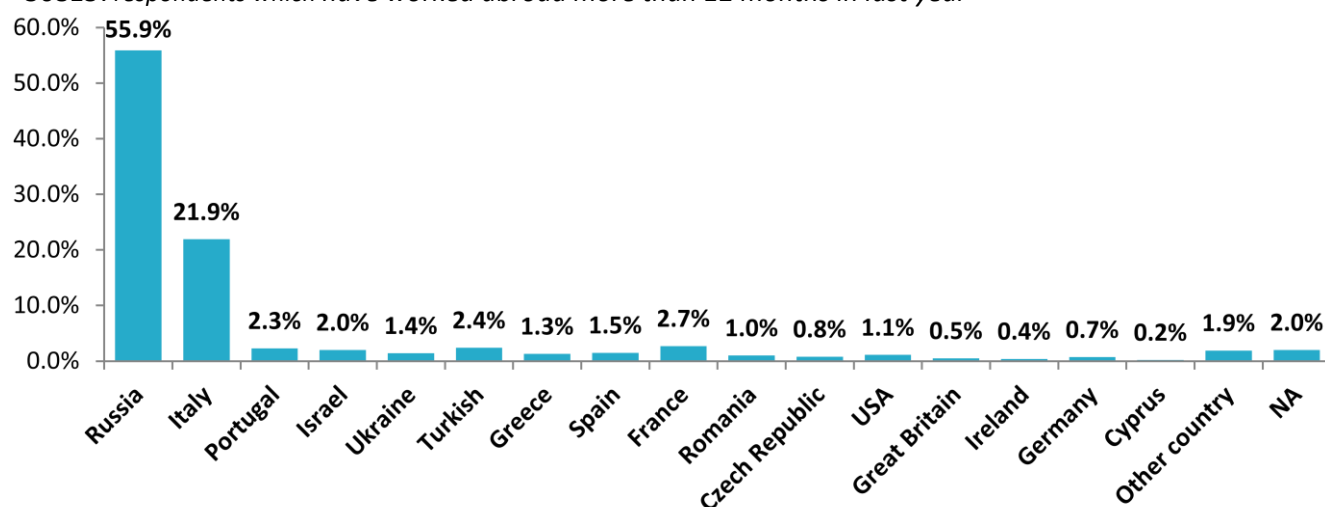
8.1.3. Region

** 368157 respondents which have worked abroad more than 12 months in last year*



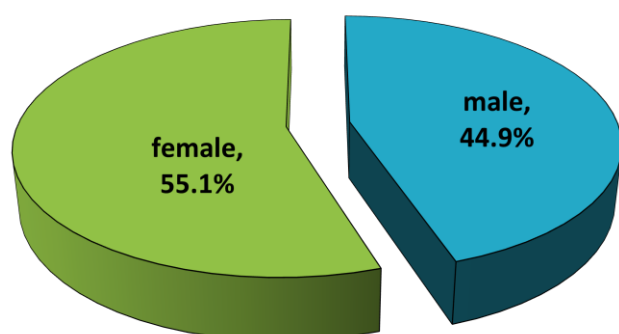
8.1.4. In which country are they?

* 368157 respondents which have worked abroad more than 12 months in last year



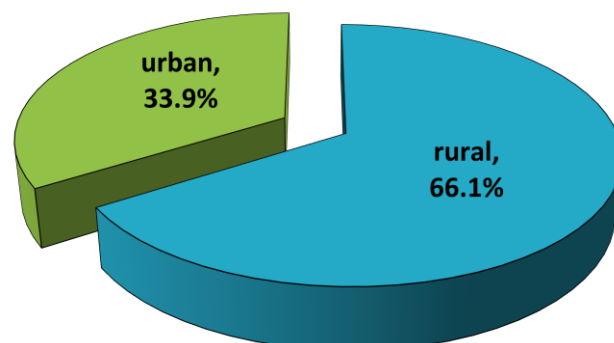
8.2.1. Sex

* 18377 respondents which have studied abroad more than 12 months in last year



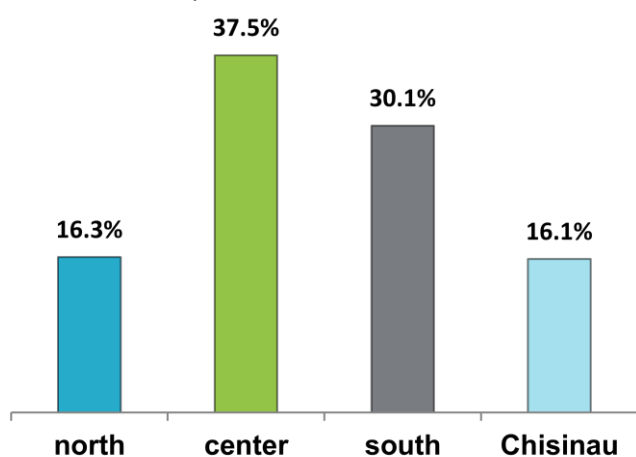
8.2.2. Residence

* 18377 respondents which have studied abroad more than 12 months in last year



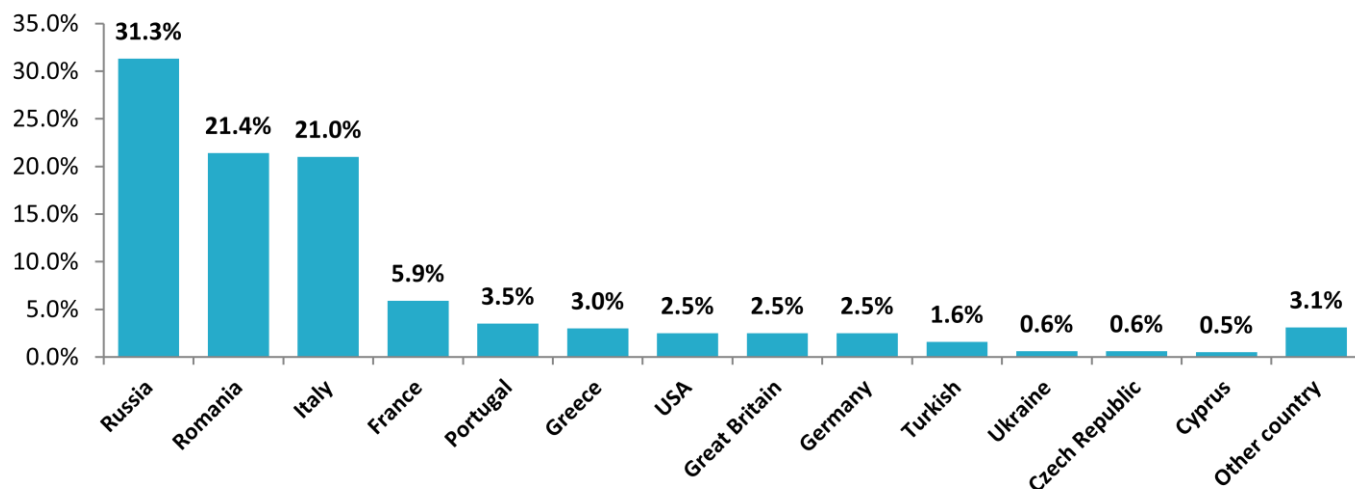
8.2.3. Region

* 18377 respondents which have studied abroad more than 12 months in last year



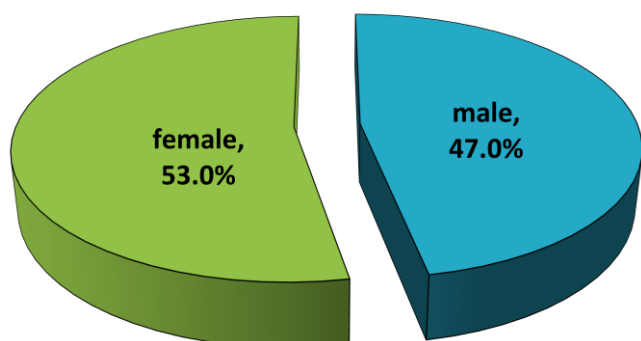
8.2.4. In which country are they?

* 18377 respondents which have studied abroad more than 12 months in last year



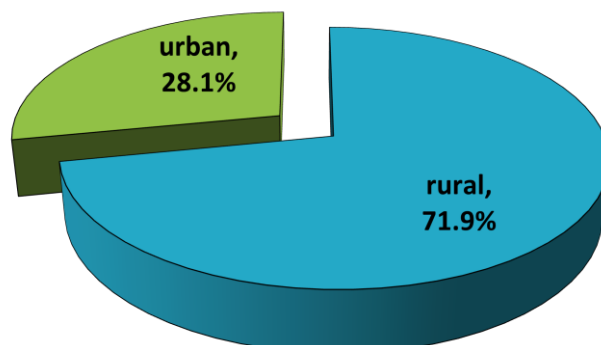
8.3.1. Sex

* 18717 respondents which went abroad from family reunification



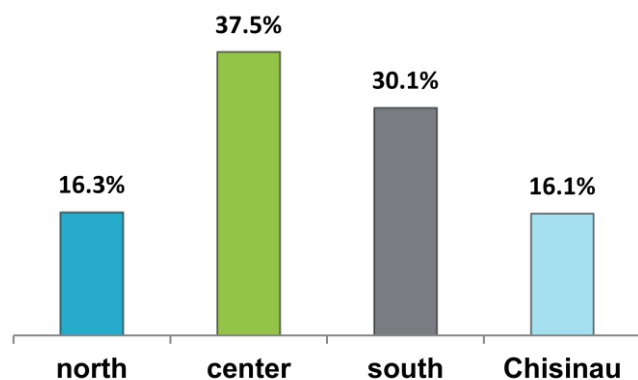
8.3.2. Residence

* 18717 respondents which went abroad from family reunification



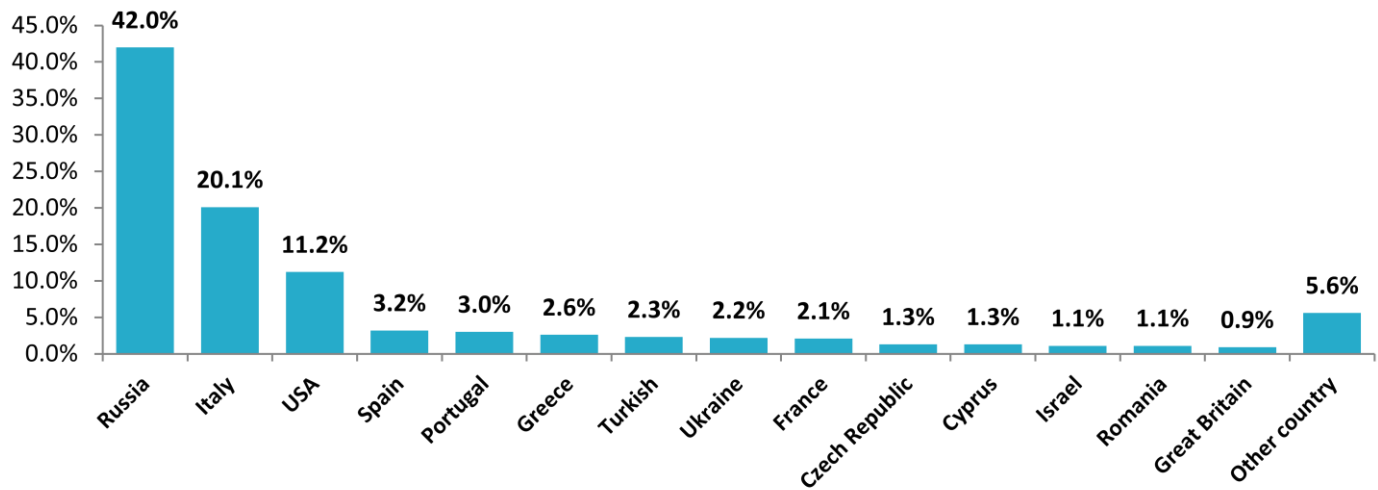
8.3.3. Region

* 18717 respondents which went abroad from family reunification

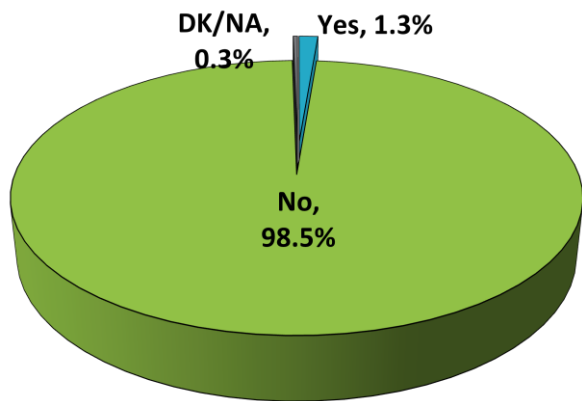


8.3.4. In which country are they?

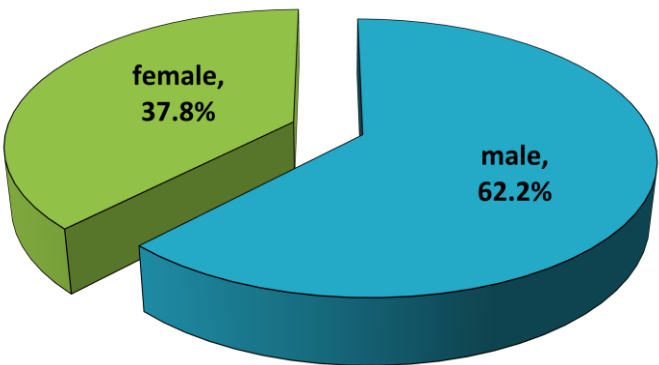
* 18717 respondents which went abroad for family reunification



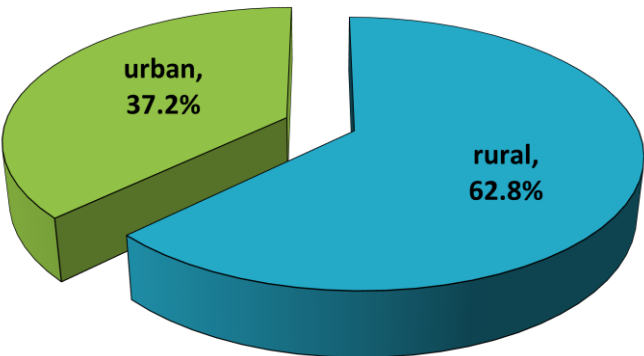
Q11. Note which person worked more than 1 year abroad and returned home for a permanent living
3314198 - respondents which offered information



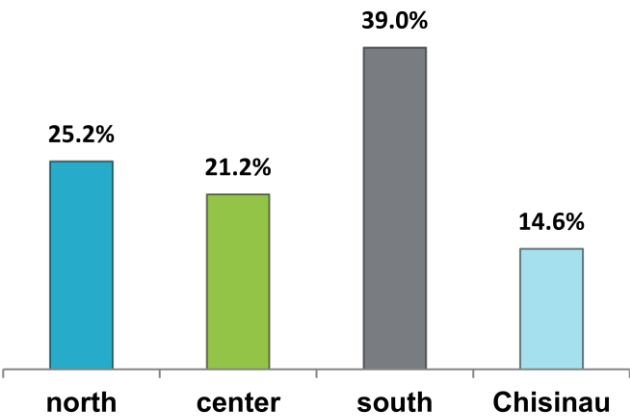
11.1. Sex
44078- respondents which offered information and returned home after they had worked abroad for more than 1 year



11.2. Residence
44078- respondents which offered information and returned home after they had worked abroad for more than 1 year

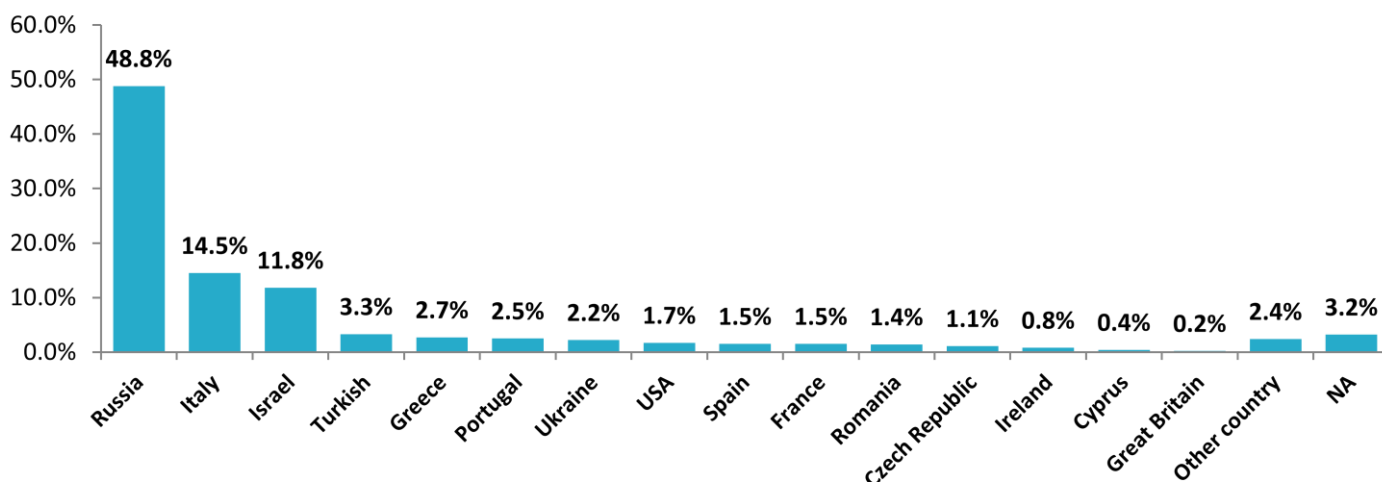


11.3. Region
44078- respondents which offered information and returned home after they had worked abroad for more than 1 year



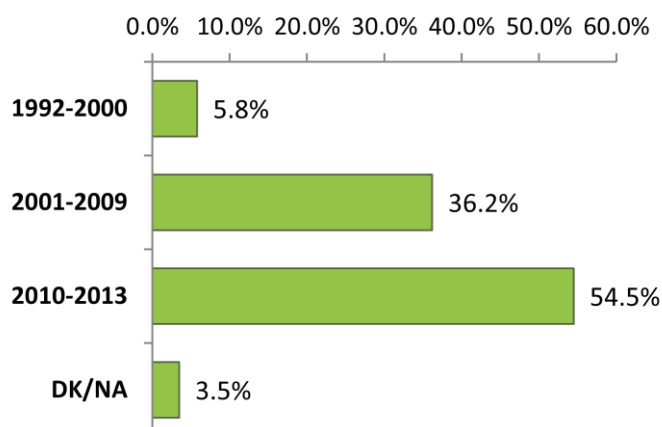
11.4. In which country did they worked? *Note the last country*

**44078 respondents which offered information and returned home after they had worked abroad for more than 1 year*



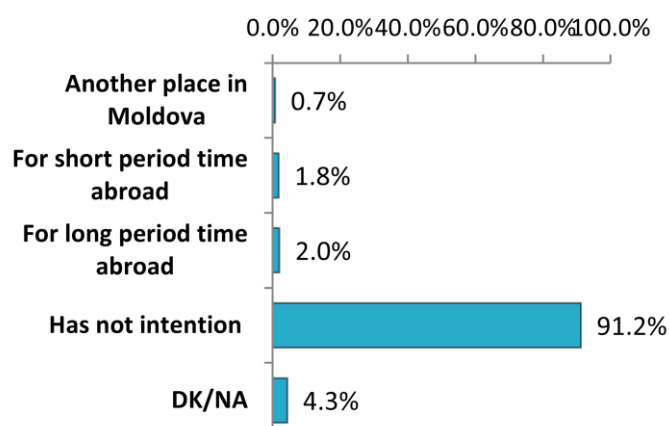
11.5. In which year did they return?

**44078 respondents which offered information and returned home after they had worked abroad for more than 1 year*



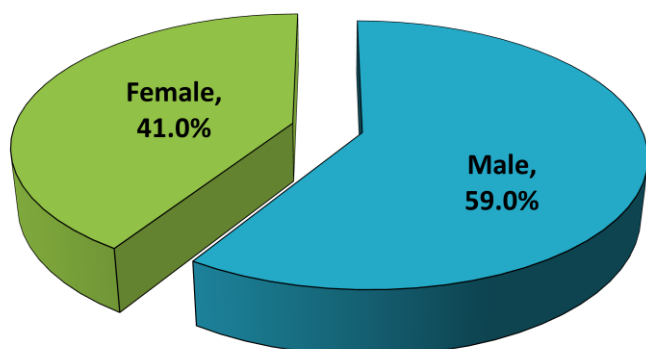
Q14. Note which person has intention to work in another place in Moldova or abroad in next 12 months.

**2809948 respondents which offered information and have intention to work in another place or abroad*



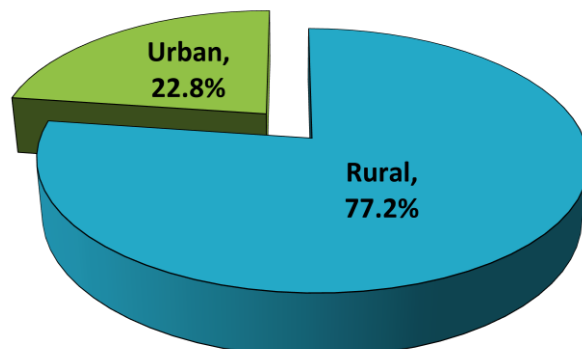
14.1. Sex

** 18413 respondents which offered information and have intention to work in another place in Moldova*



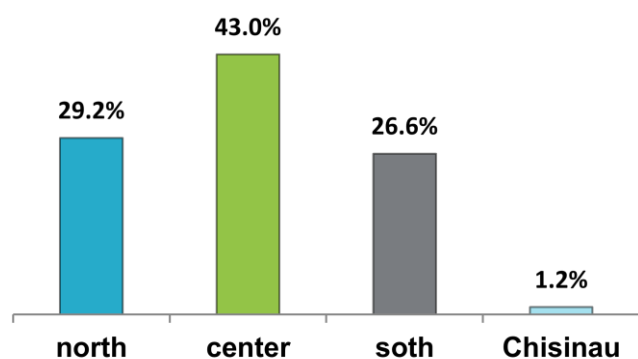
14.2. Residence

** 18413 respondents which offered information and have intention to work in another place in Moldova*



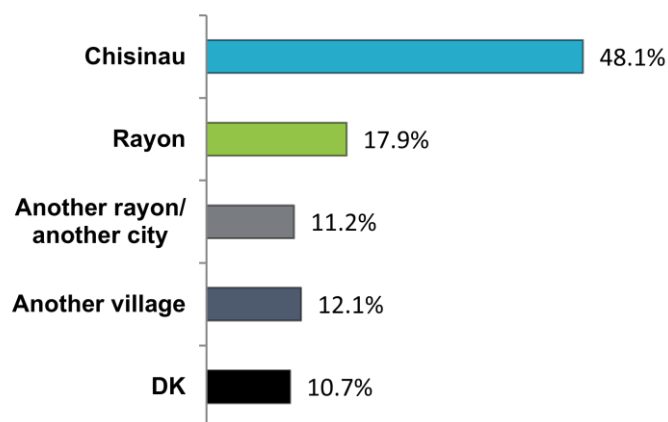
14.3. Region

* 18413 respondents which offered information and have intention to work in another place in Moldova



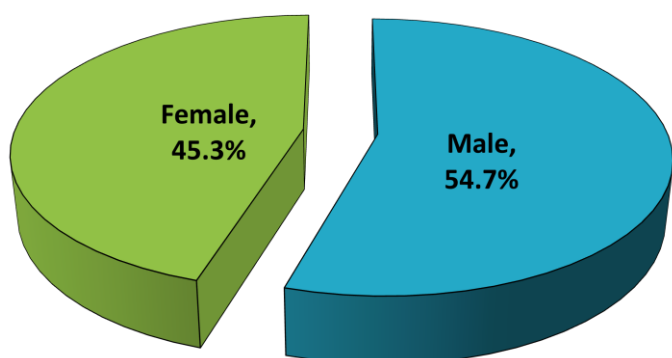
14.4. In which place in Moldova do they have intention to work?

* 18413 respondents which offered information and have intention to work in another place in Moldova



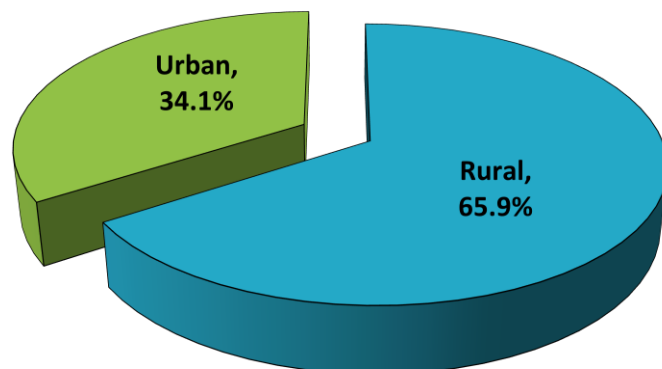
14.4.1.1 Sex

* 51045 respondents which offered information and have intention to work abroad for short time



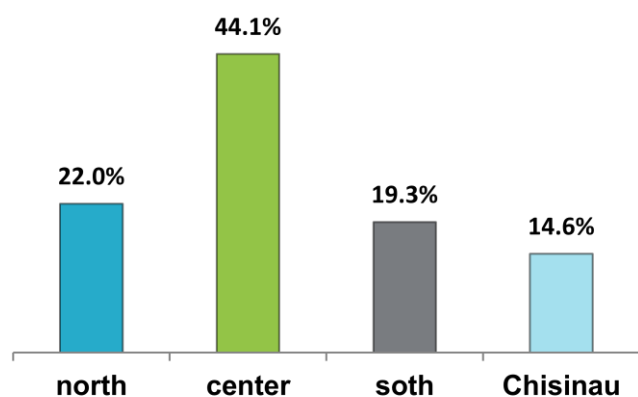
14.4.1.2. Residence

* 51045 respondents which offered information and have intention to work abroad for short time



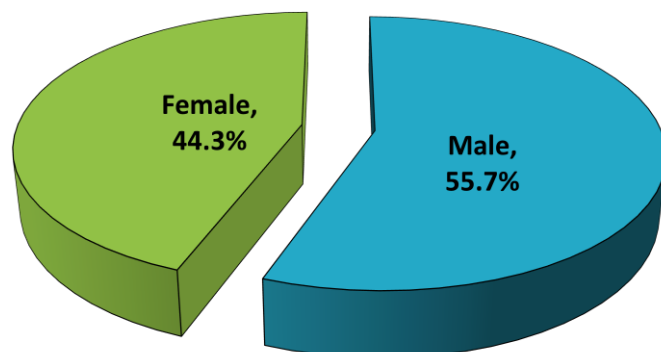
14.4.1.3. Region

* 51045 respondents which offered information and have intention to work abroad for short time



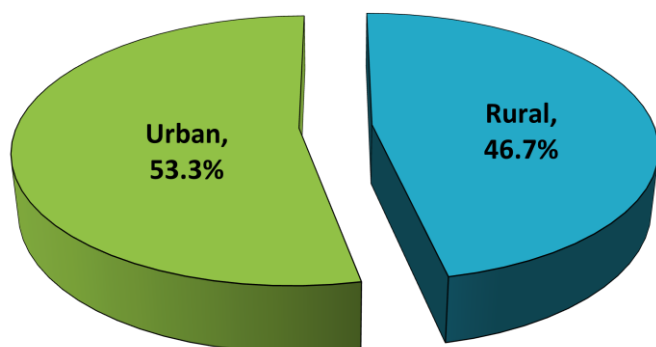
14.4.2.1 Sex

* 56052 respondents which offered information and have intention to work abroad for long time



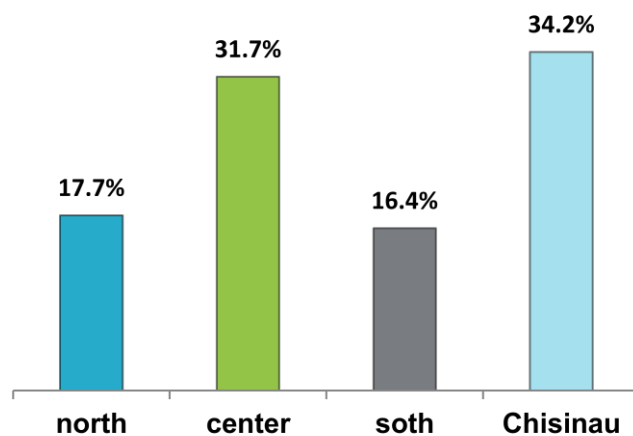
14.4.2.2 Residence

* 56052 respondents which offered information and have intention to work abroad for long time



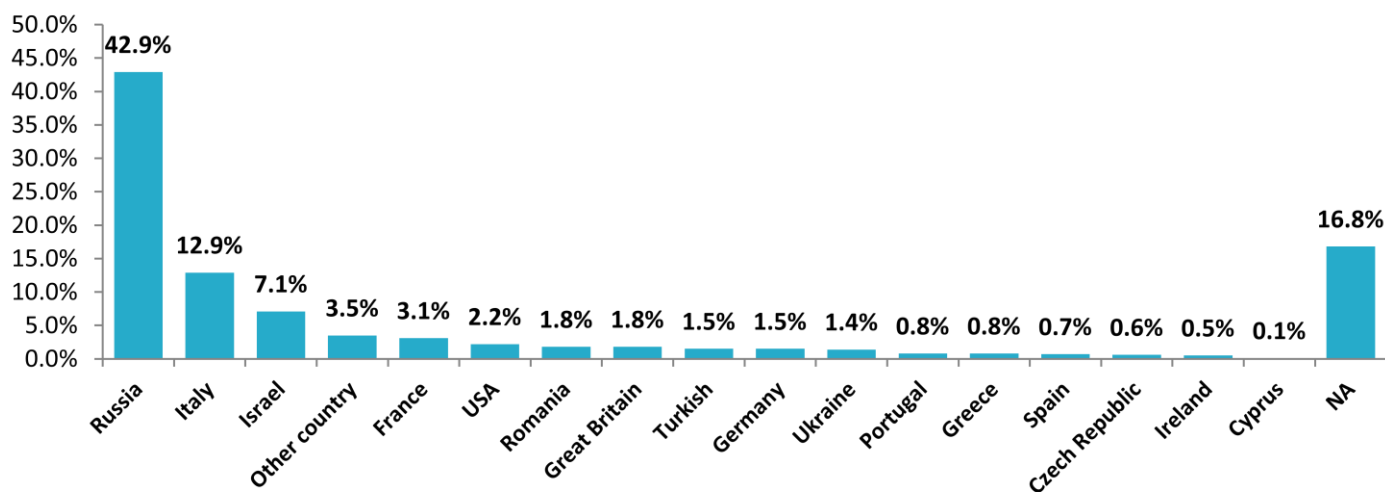
14.4.2.3 Region

* 56052 respondents which offered information and have intention to work abroad for long time



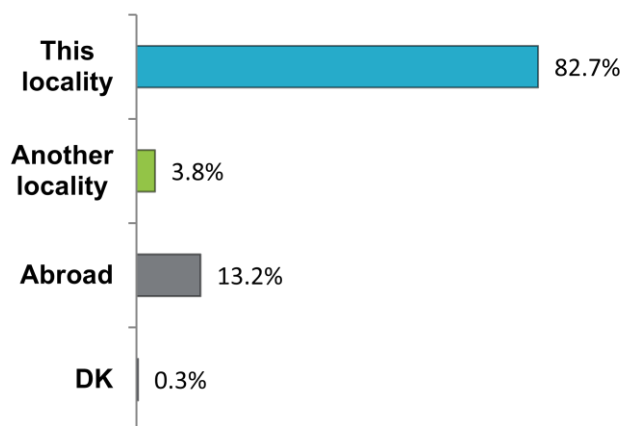
14.5. In which country abroad do they have intention to work?

* 107097 respondents which offered information and have intention to work abroad



Q17. Note where have they been in last week?

* 3314195 respondents which offered information



18. Status of HH

